

PLAYER MAP X-RAY

Connect to a Player's LinkedIn® profile using PMX


Add Person

Person: in Organization on Our Team as SF Contact

Search SF Contacts: in associated Account across all Accounts [Show All](#)

Name: First: Last:

Search LinkedIn Contacts
(Name and Keywords entered are used for the search)

Keywords: 

LinkedIn URL:

Reports to:

Title:

Location:

Contact: Phone:
Email:

Player:

Power: None Low Medium High

Preference: Positive Neutral Negative

Roles: Business Champion Competitor
 Contract Funds Pen Power
 Solution Source

[HELP ?](#)

Player Plan:

What do they want to achieve professionally and personally via the project?

How does your value clearly show "Why work with you?" vs competitors?

Notes:

Bridges: Add notes on bridges to clarify the foundation for your existing bridges or how you will build required bridges.


to:

Note:

- ✓ The first time you utilize LinkedIn® on PMX, you will be prompted to authorize PMX to connect to your LinkedIn® account via PMX "My Account"
- ✓ [Select what people see](#) when you utilize LinkedIn® on PMX, you will be prompted to authorize PMX to connect to your LinkedIn® account via "My Account"


1.

LinkedIn® Profile URL

Click  to search for LinkedIn® URL by First & Last name and Keywords (e.g. company, city), then copy URL and paste to the LinkedIn® URL box.

2.

Button to LinkedIn®

Click  to connect to LinkedIn® profile



LinkedIn® [login](#) or join [LinkedIn®](#) today

If questions, ping us at pmx@playermap.com or 1.414.921.2550