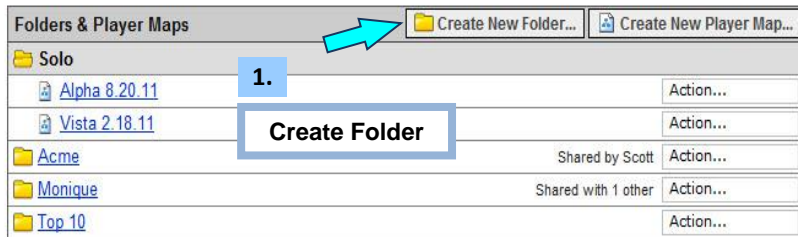


PLAYER MAP X-RAY

PMX makes it easy to share + edit strategic Player Maps

PLAYER MAP X-RAY



You can create up to 40 folders to share strategic Player Maps

Share a Player Map with your team so you can **edit together**

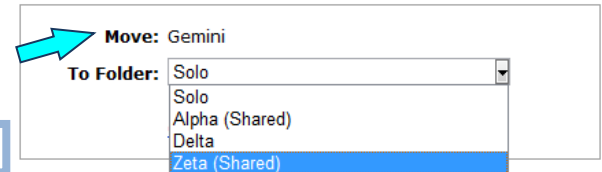
* If transferring a Player Map to a new owner...note they must Save As before you delete the Player Map in your PMX

2.

Move Player Map

* Under Action menu

Move Player Map

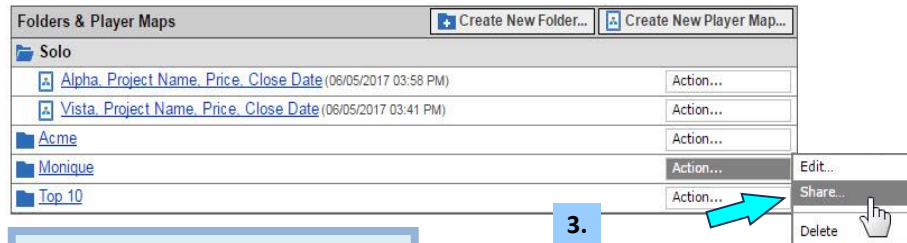


Move the Player Map to the folder that you want to share

4.

Add Your Team

* Commas to separate

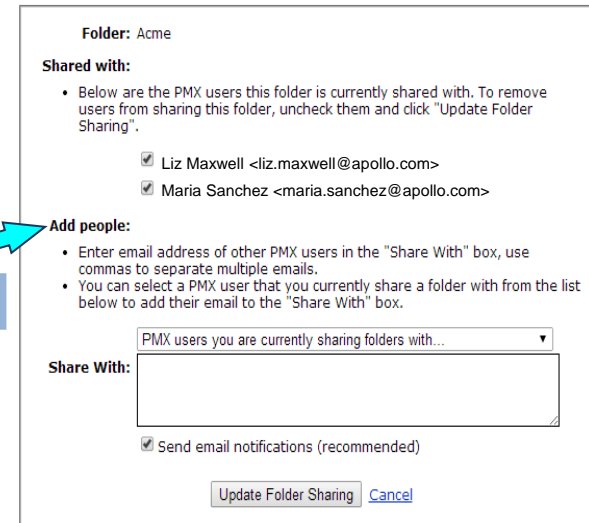


You can share a folder with up to 40 people who are on PMX

3.

Share the Folder

* Person must have their PMX set up to share a folder



PMX e-mails people to inform them you shared the folder

After sharing use Messages

If questions, ping us at pmx@playermap.com or 1.414.921.2550